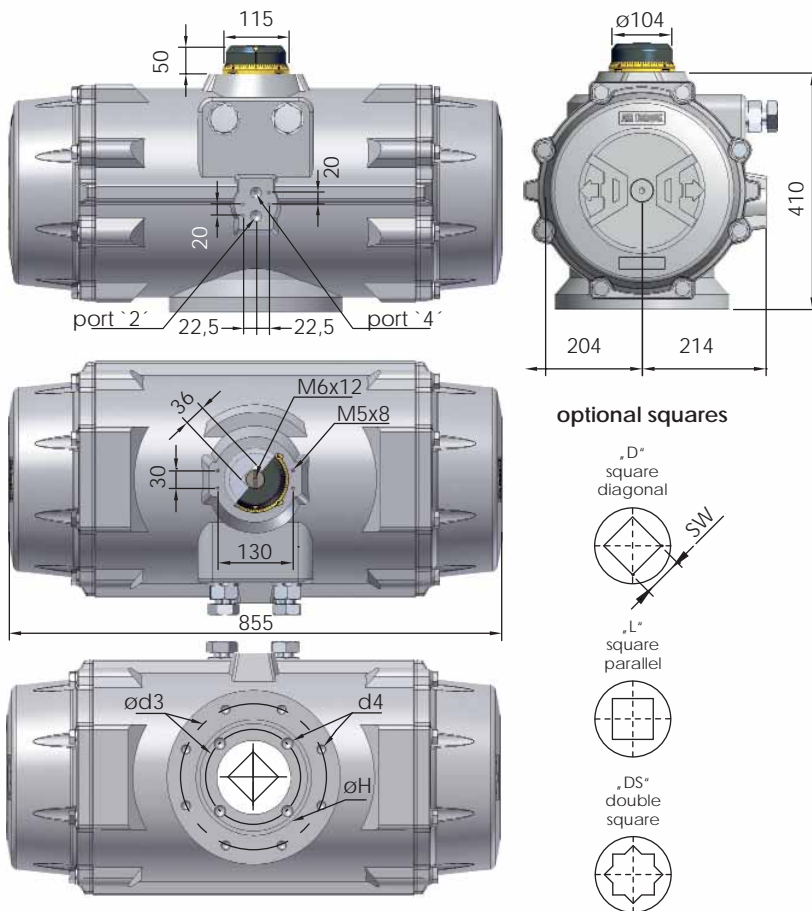
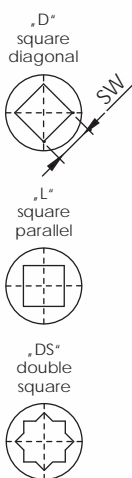




Dimensions in mm



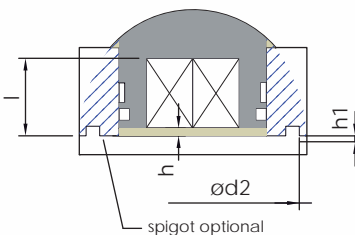
optional squares



ISO 5211 - available flanges

ISO 5211	Standard		optional
	F16* + F25	F25	F25
Ø d2	-	200	200
Ø d3	165	254	254
d4	M20x30	M16x24	M16 x 24
Ø H	130	200	200
SW x l min.	D	-	55 x 61
	DS	55 x 61	46 x 52 - 55 x 61
h min.	2,5	2,5	2,5
h1	-	3,5	3,5

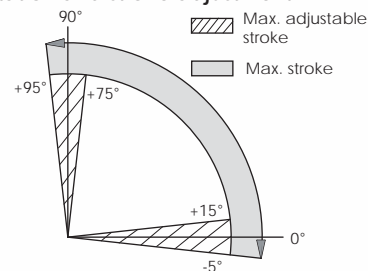
*before selecting the flange connection please consider the indications of standard n° 5211 on page 0911 of our manual for op. and maintenance



Connection / Attachment

Pressure connection port 2 and 4	G1/2"
Ancillaries attachment	AA 4

Rotation and stroke adjustment



Pressure	Output torque for double acting and spring return in Nm												Spring torque	approx. weight in kg										
	2,5 bar		3 bar		3,5 bar		4 bar		4,2 bar		4,5 bar				5 bar		5,5 bar		6 bar		7 bar		8 bar	
	0°	90°	0°	90°	0°	90°	0°	90°	0°	90°	0°	90°			0°	90°	0°	90°	0°	90°	0°	90°	0°	90°
DR	2252	2703	3153	3604	3784	4054	4504	4955	5405	6306	7207	-	-	-	-	-	-	-	-	-	-	-	127	

SC 2/3	1332	1014	1783	1465	2233	1915	2684	2365	2864	2546	3134	2816	3585	3266									1238	920	144							
SC 3	1149	767	1599	1217	2049	1667	2500	2118	2680	2298	2950	2568	3401	3019	3851	3469									1486	1104	147,5					
SC 3/4			1415	969	1865	1420	2316	1870	2496	2050	2766	2321	3217	2771	3667	3222	4118	3672									1733	1288	151			
SC 4					1682	1172	2132	1623	2312	1803	2582	2073	3033	2524	3483	2974	3934	3424	4835	4325								1981	1472	154,5		
SC 4/5							1948	1375	2128	1555	2398	1825	2849	2276	3299	2726	3750	3177	4651	4078	5551	4978							2229	1656	158	
SC 5											2215	1578	2665	2028	3115	2479	3566	2929	4467	3830	5386	4731							2476	1839	161,5	
SC 5/6													2481	1781	2931	2231	3382	2682	4283	3582	5184	4483								2724	2023	165
SC 6																	2748	1983	3198	2434	4099	3335	5000	4236						2971	2207	168,5

Pressure max.	Rotation (STD) (C)	Screw stroke adjustment	Chamber (Ø mm)	Air volume (L)		Moving time (sec.) (A)	
				OPEN	CLOSE	OPEN	CLOSE
8 bar	0° - 90°	for 1° 1/4 rotation	330	25	40	D 6,0 S 7,5	D 7,0 S 8,5

Operating temperature (°C) (B)		
ST (Standard)	HT (High temperature)	LLT (Extreme low temperature)
- 40 to + 80	- 15 to + 150	- 55 to + 80

(A) the above indicated moving time of the actuator is obtained under the following test conditions: (1) room temperature, (2) actuator stroke 90°, (3) solenoid valve with Ø 4 mm and flow capacity Qn 6000 L/min., (4) inside pipe Ø 11 mm, (5) medium clean air, (6) air supply pressure 5,5 bar (79,75 Psi), (7) actuator without external resistance load. **Caution:** It has to be expected, e.g. for field applications, when one or more of the above parameters are different, the moving time will be different.

(B) Every temperature range option requires proper components and lubricant. Please contact Air Torque GmbH.

Operating Medium:

The operating medium must be free of dust and oil. The maximum particle size must not exceed 30µ. (ISO 8573 Part1, Class5). In order to prevent water condensation and/or solidification (ice when actuator works below 0°C), the operating medium must have a dew point equal to -20°C or at least 10°C below the ambient temperature (ISO 8573 Part1, Class3)